

**INDEPENDENT AUDITORS' REPORT
AND
FINANCIAL STATEMENTS
OF
AGRO TECH FOODS (BANGLADESH) PVT. LTD.
AS AT AND FOR THE YEAR ENDED 31 MARCH 2021**



AHMED MASHUQUE & CO., *Chartered Accountants*

Navana Obaid Eternia
28-29 Kakrail (Level #13-14)
VIP Road, Dhaka-1000, Bangladesh
Tel : +880-2-58316931-39, Fax : +880-2-58316929
Email: info@ahmedmashuque.com, Web : www.ahmedmashuque.com
A Member Firm of Crowe Global



AHMED MASHUQUE & CO.
Chartered Accountants

Navana Obaid Eternia
28-29 Kakrail (Level # 13-14)
VIP Road, Dhaka-1000, Bangladesh
Tel: +880-2-58316931-39
Fax: +880-2-58316929
Email: info@ahmedmashuque.com
Web: www.ahmedmashuque.com

**Independent Auditors' Report
to the shareholders of
Agro Tech Foods (Bangladesh) Private Limited**

Report on the Audit of the Financial Statements

Opinion

We have audited the accompanying financial statements of Agro Tech Foods (Bangladesh) Private Limited, which comprise the statements of financial position as at 31 March 2021, and the statement of profit or loss and other comprehensive income, statement of changes in equity and statement of cash flows for the year then ended, and notes to the financial statements, including a summary of significant accounting policies.

In our opinion, the accompanying financial statements give a true and fair view of the financial position of the Company as at 31 March 2021, and of its financial performance and its cash flows for the year then ended in accordance with International Financial Reporting Standards (IFRSs).

Basis for opinion

We conducted our audit in accordance with International Standards on Auditing (ISAs). Our responsibilities under those standards are further described in the Auditor's Responsibilities for the Audit of the Financial Statements section of our report. We are independent of the Company in accordance with the International Ethics Standards Board for Accountants' Code of Ethics for Professional Accountants (IESBA Code) together with ethical requirements that are relevant to our audit of the financial statements in Bangladesh, and we have fulfilled our other ethical responsibilities in accordance with these requirements. We believe that the audit evidence we have obtained is sufficient and appropriate to provide a basis for our opinion.

Responsibilities of Management and Those Charged with Governance for the Financial Statements

Management is responsible for the preparation and fair presentation of these financial statements in accordance with International Financial Reporting Standards (IFRSs), The Companies Act 1994 and other applicable laws and regulations, and for such internal control as management determines is necessary to enable the preparation of financial statements that are free from material misstatement, whether due to fraud or error.

In preparing the financial statements, management is responsible for assessing the Company's ability to continue as a going concern, disclosing, as applicable, matters related to going concern and using the going concern basis of accounting unless management either intends to liquidate the Company or to cease operations, or has no realistic alternative but to do so.

Those charged with governance are also responsible for overseeing the company's financial reporting process.

Auditor's Responsibilities for the audit of the Financial Statements

Our objectives are to obtain reasonable assurance about whether the financial statements as a whole are free from material misstatement, whether due to fraud or error, and to issue an auditor's report that includes our opinion. Reasonable assurance is a high level of assurance, but is not a guarantee that an audit conducted in accordance with ISAs will always detect a material misstatement when it exists. Misstatements can arise from fraud or error and are considered material if, individually or in the aggregate, they could reasonably be expected to influence the economic decisions of users taken on the basis of these financial statements.

As part of an audit in accordance with ISAs, we exercise professional judgement and maintain professional skepticism throughout the audit. We also:

Identify and assess the risks of material misstatement of the financial statements, whether due to fraud or error, design and perform audit procedures responsive to those risks, and obtain audit evidence that is sufficient and appropriate to provide a basis for our opinion. The risk of not detecting a material misstatement resulting from fraud is higher than for one resulting from error, as fraud may involve collusion, forgery, intentional omissions, misrepresentations, or the override of internal control.

AS



AHMED MASHUQUE & CO.
C h a r t e r e d A c c o u n t a n t s
www.ahmedmashuque.com

Obtain an understanding of internal control relevant to the audit in order to design audit procedures that are appropriate in the circumstances. But not for the purpose of expressing an opinion on the effectiveness of the company's internal control.

Evaluate the appropriateness of accounting policies used and the reasonableness of accounting estimates and related disclosures made by management.

Conclude on the appropriateness of management's use of the going concern basis of accounting and, based on the audit evidence obtained, whether a material uncertainty exists related to events or conditions that may cast significant doubt on the Company's ability to continue as a going concern. Our conclusions are based on the audit evidence obtained up to the date of our auditor's report. However, future events or conditions may cause the Company to cease to continue as a going concern.

Evaluate the overall presentation, structure and content of the financial statements, including the disclosures, and whether the financial statements represent the underlying transactions and events in a manner that achieves fair view.


We communicate with those charged with governance regarding, among other matters, the planned scope and timing of the audit and significant audit findings, including any significant deficiencies in internal control that we identify during our audit.

Report on Other Legal and Regulatory Requirements

In accordance with the Companies Act, 1994 we also report the following:

- a) we have obtained all the information and explanations which to the best of our knowledge and belief were necessary for the purposes of our audit and made due verification thereof;
- b) in our opinion, proper books of account as required by law have been kept by the company so far as it appeared from our examination of those books; and
- c) the company's statement of financial position and statement of profit or loss and other comprehensive income dealt with by the report are in agreement with the books of account.

Dated: 22 April 2021
Dhaka


Ahmed Mashuque & Co.
Chartered Accountants
Mashuque Ahmed FCA, Proprietor
Enrolment Number - 690
DVC: 2104260690AS286293

Asit

Agro Tech Foods (Bangladesh) Private Limited
Statement of financial position
As at 31 March 2021

Particulars	Notes	Amount in Taka	
		31-Mar-21	31-Mar-20
Assets			
Non Current assets			
Property, plant and equipment	4	96,263,420	102,439,140
Capital Work In Progress	5	1,720,000	-
Deferred Tax Assets	6	16,858,182	16,944,881
		114,841,602	119,384,021
Current assets			
Inventories	7	13,543,798	5,100,430
Account receivable	8	1,090,387	21,364
Advances, deposits and prepayments	9	2,149,370	2,602,831
Advance income tax	10	618,903	118,436
Cash and cash equivalents	11	25,130,508	17,875,067
		42,532,966	25,718,128
Total assets		157,374,568	145,102,149
Shareholder's equity and Liabilities			
Shareholder's equity			
Share capital	12	179,795,410	179,795,410
Share money deposit	13	20,000,000	-
Retained earnings		(45,681,184)	(37,083,165)
		154,114,226	142,712,245
Liabilities			
Current liabilities			
Trade and other payable	14	1,507,522	2,381,247
Advance from customer	15	1,606,874	-
Provision for income tax	16	145,946	8,657
		3,260,342	2,389,904
Total shareholder's equity and liabilities		157,374,568	145,102,149

These financial statements should be read in conjunction with annexed notes.



Director




Director

Signed in terms of our report of even date annexed.



Ahmed Mashuque & Co.
Chartered Accountants



Dated: 22 April 2021
Dhaka.

Agro Tech Foods (Bangladesh) Private Limited
Statement of profit or loss and other comprehensive income
For the year ended 31 March 2021


Particulars	Notes	Amount in Taka	
		2020-2021	2019-2020
Revenue	17	18,906,137	7,008,432
Total Revenue		18,906,137	7,008,432
Expenses			
Cost of material consumed	18	11,084,350	4,211,542
Changes in inventories of finished goods	19	(172,449)	(37,144)
Manufacturing expense	20	2,123,767	1,359,369
Administrative expense	21	3,556,546	3,990,056
Selling and distributing expense	22	357,113	693,788
Employee benefits expense	23	3,666,525	3,450,028
Depreciation	4	6,553,110	6,544,275
Foreign exchange (gain)/ loss		114,604	29,960
Total Expense		27,283,566	20,241,874
Profit/(Loss) before tax		(8,377,429)	(13,233,442)
Less: Income tax expense			
Income tax expense		107,016	7,008
Deferred tax (Income)/ expense		86,699	(3,585,123)
Profit/(Loss) after tax		(8,571,144)	(9,655,327)
Add: Other comprehensive income		-	-
Total comprehensive income/(loss)		(8,571,144)	(9,655,327)

(Transferred to statement of changes in equity)

These financial statements should be read in conjunction with annexed notes.


Director




Director

Signed in terms of our report of even date annexed.



Dated: 22 April 2021
Dhaka.

Ahmed Mashuque & Co.
Chartered Accountants



Agro Tech Foods (Bangladesh) Private Limited
Statement of changes in equity
As at 31 March 2021

Particulars	Amount in Taka			
	Share capital	Share Money Deposit	Retained earnings	Total
Balance as at 01 April 2019	160,000,000	-	(27,427,839)	132,572,161
Addition during the year	19,795,410	-	-	19,795,410
Total comprehensive income	-	-	(9,655,326)	(9,655,326)
Balance as at 31 March 2020	179,795,410	-	(37,083,165)	142,712,245
Balance as at 01 April 2020	179,795,410	-	(37,083,165)	142,712,245
Addition during the year	-	20,000,000	-	20,000,000
Prior period adjustment	-	-	(26,875)	(26,875)
Total comprehensive income	-	-	(8,571,144)	(8,571,144)
Balance as at 31 March 2021	179,795,410	20,000,000	(45,681,184)	154,114,226


Director

These financial statements should be read in conjunction with annexed notes.




Director

Signed in terms of our report of even date annexed.

Dated: 22 April 2021
Dhaka.





Agro Tech Foods (Bangladesh) Private Limited
Statement of cash flows
For the year ended 31 March 2021

Particulars	Amount in Taka	
	2020-2021	2019-2020
A. Cash flows from operating activities		
Profit/(Loss) before tax	(8,377,429)	(13,233,441)
<i>Adjustment of non cash items</i>		
Depreciation	6,553,110	6,544,275
Prior period adjustment	(26,875)	-
	(1,851,194)	(6,689,166)
Changes in working capital		
Inventories	(8,443,368)	(2,491,614)
Accounts receivable	(1,069,023)	(21,364)
Advances, deposits and prepayments	453,460	(1,663,526)
Trade and Other Payable	870,438	1,066,394
Advance income tax	(500,467)	(53,279)
Income tax expense	(107,016)	(7,008)
	(8,795,976)	(3,170,397)
Net cash flow from operating activities	(10,647,170)	(9,859,563)
B. Cash flows from investing activities		
Acquisition of property, plant and equipment	(377,389)	(28,821)
Capital work in progress	(1,720,000)	-
Net cash used in investing activities	(2,097,389)	(28,821)
C. Cash flows from financing activities		
Increase of share capital	-	19,795,410
Increase of share money deposits	20,000,000	-
Net cash generated from financing activities	20,000,000	19,795,410
Net cash changes in cash and cash equivalent (A+B+C)	7,255,441	9,907,026
Cash and cash equivalents at the beginning of the year	17,875,067	7,968,041
Cash and cash equivalents at the end of the year	25,130,508	17,875,067

These financial statements should be read in conjunction with annexed notes.

Director




Signed in terms of our report of even date annexed.

Director



Dated: 22 April 2021
Dhaka.




Agro Tech Foods (Bangladesh) Private Limited
Notes, comprising significant accounting policies and other explanatory information
As at and for the year ended 31 March 2021

1.00 Company and its activities

1.01 Background

Agro Tech Foods (Bangladesh) Pvt. Ltd. ("the Company") was registered in Bangladesh on 8 April 2012 with an authorized share capital of Tk 50,000,000 divided into 5,000,000 ordinary shares of Tk 10 each. In 2014, the Company increased its authorized share capital to Tk 200,000,000 divided into 20,000,000 ordinary shares of Tk 10 each. In 2021, the company further increased its authorized capital to 350,000,000 divided into 35,000,000 shares ordinary shares of Tk 10 each. It is a subsidiary company of Agro Tech Foods Limited, India.

1.02 Nature of business

The company is mainly engaged in the manufacturing and trading of ACT II popcorn.

1.03 Registered office

The address of the registered office of the company is Sakaswar, Madhyapara, Kaliakoir, Gazipur-1750, Dhaka Bangladesh.

2.00 Basis of preparation

2.01 Statement of compliance

These financial statements have been prepared and the disclosure of information are made in accordance with International Accounting Standards (IASs) and the International Financial Reporting Standards (IFRS) as adopted in Bangladesh by the Institute of Chartered Accountants of Bangladesh (ICAB), the Companies Act 1994, and other relevant local Laws as applicable. The statement of financial position and the statement of profit or loss and other comprehensive income have been prepared according to International Accounting Standard (IAS) 1: Presentation of Financial Statements on accrual basis of accounting following going concern assumption under generally accepted accounting principles.

Application of International Accounting Standards (IASs) and International Financial Reporting Standards (IFRSs)

IAS-1	Presentation of Financial Statements
IAS-2	Inventories
IAS-7	Statement of Cash Flows
IAS-8	Accounting Policies, Changes in Accounting Estimates and Errors
IAS-10	Events after the Reporting Period
IAS-12	Income Taxes
IAS-16	Property, Plant and Equipment
IAS-19	Employee Benefits
IAS-21	The Effects of Changes in Foreign Exchange Rates
IAS-24	Related Party Disclosures
IAS- 32	Financial Instruments: Presentation
IAS- 36	Impairment of Assets
IAS-37	Provisions, Contingent Liabilities and Contingent Assets
IAS-38	Intangibles Assets
IAS-39	Financial Instruments: Recognition and Measurement
IFRS-7	Financial Instruments: Disclosures
IFRS-9	Financial Instruments
IFRS-12	Disclosure of Interest in Other Entities
IFRS-13	Fair Value Measurement
IFRS-15	Revenue from Contracts with Customer

[Handwritten signature]



2.02 Reporting period

The financial year of the company has been determined to be from 01 April to 31 March each year. These financial statements cover one year from 01 April 2020 to 31 March 2021 consistently.

2.03 Basis of accounting

The financial statements have been prepared under the accrual basis of accounting.

2.04 Going concern

The financial statements have been prepared on going concern basis. As per the management assessment, there is no material uncertainties related to events or conditions which may cast significant doubt upon the companies ability to continue as a going concern.

2.05 Basis of measurement

The financial statements have been prepared on historical cost basis except for certain assets which are stated either at revalued amount or fair market value as explained in the accompanying notes and, therefore, do not take into consideration the effect of inflation.

2.06 Date of authorization

The Board of Directors has authorized these financial statements on 22 April 2021.

2.07 Use of estimates and judgments

The preparation of the financial statements in conformity with International Financial Reporting Standards (IFRS) requires management to make judgment, estimates and assumptions that affect the application of accounting policies and the reported amounts of assets, liabilities, income and expenses. Actual result may differ from these estimates.

2.08 Functional and presentation currency

These financial statements are presented in Bangladesh currency (Taka), which is both functional currency and presentation currency of the company. All amount have been rounded off to the nearest Taka unless otherwise indicated.

2.09 Components of financial statements

The financial statements comprises of:

- (i) Statement of financial position as at 31 March 2021;
- (ii) Statement of profit or loss and other comprehensive income for the period from 01 April 2020 to 31 March 2021;
- (iii) Statement of changes in equity for the year ended 31 March 2021;
- (iv) Statement of cash flows for the period from 01 April 2019 to 31 March 2021;
- (v) A summary of significant accounting policies and other explanatory information as at 31 March 2021 and for the year ended 31 March 2021.

2.10 Use of estimates and judgments

The preparation of the financial statements in conformity with International Financial Reporting Standards (IFRS) requires management to make judgment, estimates and assumptions that affect the application of accounting policies and the reported amounts of assets, liabilities, income and expenses. Actual result may differ from these estimates.

Estimates and underlying assumptions are reviewed on an ongoing basis. Revisions to accounting estimates are recognized in the year in which the estimates are revised and in any future periods affected.

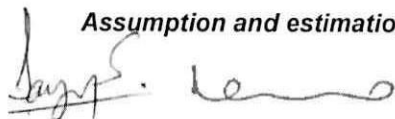
Judgements

Information about judgments made in applying accounting policies that have most significant effect on the amount recognized in the financial statements is included in the following notes:

Note 3.01 Property, plant and equipment

Note 3.02 Inventories

Assumption and estimation uncertainties



Information about assumption and estimation uncertainties that have a significant risk of resulting in a material adjustment in the year is included in the following notes:

Note #	6.00	Deferred Tax Assets
Note #	16.00	Provision for income tax
Note #	14.01	Accrued Expenses

2.11 Comparative information

Comparative information have been disclosed for all numerical information in the financial statements when it is relevant for understanding the current period's financial statements. Previous year's figure has been re-arranged whenever considered necessary to ensure comparability with the current year's presentation as per IAS 8: Accounting policies, Changes in Accounting Estimates and Errors.

2.12 Materiality and aggregation

Each material class of similar items is presented separately in the financial statements. Items of dissimilar nature or function are presented separately unless they are immaterial.

2.13 Offsetting

Financial assets and liabilities are offset and net amount is reported in the financial statements only when there is legally enforceable right to set-off the recognized amounts and the company intends to either to settle on the net basis, or to realize the assets and to settle the liabilities simultaneously.

2.14 Transactions in Foreign Currencies

Transactions in foreign currencies are recorded at the exchange rate prevailing on the date of the transaction. Monetary assets and liabilities denominated in foreign currencies are translated into Taka at the exchange rate using the closing rate. Foreign currency exchange differences arising on the settlement of monetary items or on translating monetary items at the end of the reporting period using closing rate are recognized in the statement of profit or loss and other comprehensive income as per IAS 21: "The Effects of Changes in Foreign Exchange Rates".

3.00 Significant accounting policies

3.01 Property, plant and equipment

a) Recognition and measurement

An item of property, plant and equipment that qualifies for recognition as an asset is initially recognized at its cost of acquisition and subsequently stated at cost less accumulated depreciation and impairment losses, if any, in accordance with IAS-16: Property, Plant and Equipment. The cost of an item of property, plant and equipment comprises its purchase price, import duties and non-refundable taxes, after deducting trade discount and rebates, and any costs directly attributable to bringing the asset to the location and condition necessary for it to be capable of operating in the intended manner.

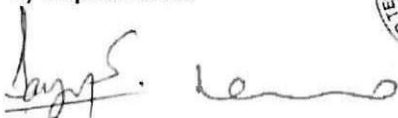
Maintenance, renewals and betterment that enhance the economic useful life of the property, plant and equipment that improve the capacity and quality or reduce substantially the operating cost or administration expenses are capitalized by adding it to the related property, plant and equipment. If any significant parts of an item of property, plant and equipment have different useful lives, then they are accounted for as separate items of property, plant and equipment.

b) Subsequent cost

The cost of replacing or up-gradation of an item of property, plant and equipment is recognized in the carrying amount of the item if it is probable that the future economic benefits associated with the item will flow to the company and its cost can be measured reliably. The carrying amount of the replaced component is derecognized. The costs of the day to day servicing of property, plant and equipment are recognized in profit or loss and other comprehensive income as incurred.

Capital work in progress (CWIP) as the CWIP asset has not yet been ready for use. Depreciation on each class of property, plant and equipment, CWIP is recognized in the statement of profit or loss and other comprehensive income based on the methods mentioned in the following table.

c) Depreciation





Depreciation on property, plant and equipment is recognized against profit or loss on a straight line method over the estimated useful lives of each part of an item of property, plant and equipment as this most closely reflects the expected pattern of consumption of the future economic benefits embodied in the assets. Depreciation is charged from the date of acquisition and no depreciation is charged in the month of disposal. The depreciation rates are as follows:

<u>Assets Category</u>	<u>Estimated lifetime</u>
Building	20 years
Plant & machinery	10 years
Factory equipment	20 years
Equipment and appliances	5 years
Computer and peripherals	5 years
Furniture and fixture	5 years

d) Impairment

The carrying value of the Company's assets is reviewed to determine whether there is any indication of impairment at the reporting date. If any such indication exists, the asset's recoverable amount is estimated. An impairment loss is recognized whenever the carrying amount of the assets or its cash-generating unit exceeds its recoverable amount. Impairment losses, if any, are recognized in the statement of profit or loss and other comprehensive income in the year concerned.

e) Derecognition

An item of property, plant and equipment is derecognized upon disposal or when no future economic benefits are expected from its use or disposal. Any gain or loss on derecognition of an item of property, plant and equipment is determined as the difference between the net disposal proceeds and the carrying amount of the asset and is recognized in the statement of profit or loss and other comprehensive income as applicable. When revalued assets are disposed of, the amounts included in the revaluation surplus are transferred to retained earnings.

3.02 Inventories

Inventories comprise of Raw Materials, Packing Materials, Work in Process, Finished Goods, Semi Finished Goods, Inventory in Transit, Spare Parts and General Stores. These inventories except inventory in transit are valued at lower of cost and net realizable value. The cost of inventories is determined by using the weighted average cost formula, and it includes expenditure incurred in acquiring the inventories, production or conversion costs and other costs incurred in bringing them to their existing location and condition. Where necessary, allowance is provided for damaged, obsolete and slow moving items to adjust the carrying amount of inventories to the lower of cost and net realizable value as per IAS-02 Inventories. In the case of finished goods and work-in-progress, cost includes an appropriate share of production overheads based on normal operating capacity.

3.03 Advances, Deposits and Prepayments

Advances are initially measured at cost. After initial recognition, advances are carried at cost less deductions, adjustments or charges to other account heads.

Deposits are measured at payment value.

Prepayments are initially measured at cost. After initial recognition, prepayments are carried at cost less charges to the statement of profit or loss and other comprehensive income.

3.04 Cash and bank balances

Cash and bank balances includes banks on current and deposit accounts, which held and available for use by the company without any restriction.

3.05 Statement of cash flows

Cash flow from operating activities have been prepared and presented under the direct method in accordance with the requirements of IAS 7 Statements of Cash flows.

[Handwritten signature]



3.06 Employee benefit scheme

The company has accounted for and disclosed employee benefits in compliance with the provisions of IAS 19: Employee Benefits. The cost of employee benefits is charged off as revenue expenditure in the period to which the contributions relate.

The company's employee benefits include the following:

Short-term employee benefits

Short-term employee benefits include salaries, bonuses, leave encashment, etc. Obligations for such benefits are measured on an undiscounted basis and are expensed as the related service is provided.

3.07 Provisions

In accordance with the guidelines as prescribed by IAS 37: *Provisions, contingent liabilities and contingent assets* provisions are recognized when all the following criteria are met :

- When the company has a present obligation as a result of past event;
- When it is probable that an outflow of resources embodying economic benefits will be required to settle the obligation; and
- Reliable estimate can be made of the amount of the obligation.

3.08 Current tax

As per International Accounting Standards (IAS) 12: "Income Tax", income tax expense comprises of current tax and deferred tax. Income tax expense is recognized in the statement of profit or loss and other comprehensive income except to the extent that it relates to items recognized directly in equity or in other comprehensive income (OCI), in which case it is recognized in equity.

Deferred Tax Assets

As per International Accounting Standards (IAS) 12: "Income Tax", deferred tax asset is recognized for unused tax losses, unused tax credits and deductible temporary differences to the extent that it is probable that future taxable profits will be available against which they can be used. It is reviewed at each reporting date and reduced to the extent that it is no longer probable that the related tax benefit will be realized and such reductions are reversed when the probability of future taxable profits improve.

Deferred Tax Liabilities

As per International Accounting Standards (IAS) 12: "Income Tax", deferred tax liabilities are the amount of income tax payable in the future periods in respect of taxable temporary differences. Provision for deferred tax liabilities is made at the rate applied on the amount of temporary difference between accounting base and tax base of assets and liabilities.

3.08 Finance costs

Finance costs comprise interest expense on short term borrowings.

3.09 Financial instruments

A financial instrument is any contract that gives rise to a financial asset of one entity and a financial liability or equity instrument of another entity.

Financial assets

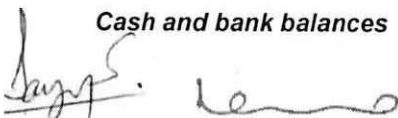
The company initially recognizes receivables and deposits on the date that they are originated. All other financial assets are recognized initially on the date at which the company becomes a party to the contractual provisions of the transaction.

The company derecognizes a financial asset when the contractual rights or probabilities of receiving the cash flows from the asset expire, or it transfers the rights to receive the contractual cash flows on the financial asset in a transaction in which substantially all the risks and rewards of ownership of the financial asset are transferred.

Accounts receivable

Accounts receivable is stated net of provisions, if any.

Cash and bank balances



Cash and bank balances consist cash in hand, bank deposits, which were held and available for use of the company without any restriction.

Financial liability

The company initially recognizes all financial liabilities on the transaction date at which the company becomes a party to the contractual provisions of the liability.

The company derecognizes a financial liability when its contractual obligations are discharged or cancelled or expire.

Trade and other payables

Trade and other payables and other financial liabilities are recognized when contractual obligations arising from past events are certain and the settlement of which is expected to result in an outflow from the company of resources embodying economic benefits.

3.10 Revenue recognition

The Company has applied IFRS 15 "Revenue from Contracts with Customers" for annual reporting periods beginning on or after 01 January 2018. IFRS 15 provides a single, principles-based approach to the recognition of revenue from all contracts with customers. It focuses on the identification of performance obligations in a contract and requires revenue to be recognized when or as those performance obligations are satisfied.

The new standard is based on the principle that revenue is recognized when control of goods or services transfers to a customer, so the concept of control replaces the existing concept of risks and rewards. This standard combines, enhances and replaces specific guidance on recognizing revenue with a single standard. A new five-step process must be applied before revenue from contract with customer can be recognized:


- i. Identify the contracts with customers;
- ii. Identify the separate performance obligation;
- iii. Determine the transaction price of the contract;
- iv. Allocate the transaction price to each of the separate performance obligations; and
- v. Recognize the revenue as each performance obligation is satisfied.

3.11 Events after the reporting date

In accordance with IAS 10: *Events after the reporting period*, amount recognized in the financial statements are adjusted for event after the reporting period that provide additional evidence of conditions that existed at the end of the reporting period. No adjustment is given in the financial statements for event after the reporting period that are indicative of conditions that arose after the reporting period. Material non-adjusting events are disclosed in the financial statements.

3.12 Share capital

Paid up capital represents total amount of shareholders capital that has been paid in full by the ordinary shareholders. Holders of ordinary shares are entitled to receive dividends as declared from time to time.



3.13 Earning per share

The Company calculates its earnings per share in accordance with IAS 33: *Earning per share* .

Basic earnings

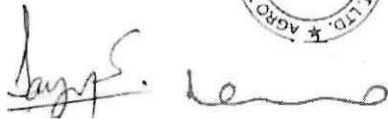
This represents earnings for the year attributable to ordinary shareholders. As there were no preference shares requiring returns or dividends, minority interest or extraordinary items, the net profit after tax for the year has been considered as fully attributable to the ordinary shareholders.

Basic earnings per share

This has been calculated by dividing the basic earnings by the weighted average number of ordinary shares outstanding during the year.

3.14 Financial risk management policies

The management of the company has the overall responsibility for the establishment and oversight of the company's risk management framework. Financial risk management policies require establishing standard procedures to identify and analyze the main risks to which the company is exposed and continually deploying and managing risk management systems designed to eliminate or reduce the probability that risks will arise and to limit their impact.



4 : Property, plant and equipment

Agro Tech Foods (Bangladesh) Private Limited
Schedule of property, plant and equipment
As at 31 March 2021

Assets Category	Amount in Taka							
	Cost			Depreciation			W.D.V as at 31 March 2021	W.DV as at 31 March 2020
	As at 01 April 2020	Addition during the year	As at 31 March 2021	As at 01 April 2020	Charged during the year	As at 31 March 2021		
Land	21,374,850	-	21,374,850	-	-	-	21,374,850	21,374,850
Building	66,524,668	225,050	66,749,718	9,959,615	3,327,931	13,287,546	53,462,172	56,565,053
Plant and machinery	32,674,092	130,200	32,804,292	8,640,780	3,029,340	11,670,120	21,134,172	24,033,313
Equipment and appliances	102,182	-	102,182	60,485	20,992	81,477	20,705	41,697
Furniture's and fixtures	613,496	-	613,496	331,534	122,699	454,233	159,263	281,961
Computer and peripherals	259,220	22,140	281,360	116,955	52,147	169,102	112,258	142,265
	121,548,509	377,389	121,925,898	19,109,368	6,553,110	25,662,478	96,263,420	102,439,140

[Handwritten signature]



[Handwritten signature]

	Amount in Taka	
	31-Mar-21	31-Mar-20
5.00 Capital work in progress	1,720,000	-
5.01 Plant and machinery		
Opening balance	-	-
Addition during the year	1,720,000	-
Transferred to assets	-	-
Closing balance	1,720,000	-
6.00 Deferred tax assets		
Deferred tax assets	29,342,567	29,508,298
Deferred tax liabilities	(12,484,385)	(12,563,417)
Net deferred tax assets	16,858,182	16,944,881
7.00 Inventories		
Raw materials	8,991,407	2,962,286
Packing materials	4,274,696	2,032,898
Finished goods	277,695	105,246
	13,543,798	5,100,430
8.00 Account receivable		
International Distribution Company	1,090,387	21,364
	1,090,387	21,364
9.00 Advances, deposits and prepayments		
Advances		
Advances to Supplier	428,750	1,043,009
Advance to employee	40,000	40,000
Other advance	-	394,388
VAT current account (Notes 9.01)	897,316	407,902
Deposits		
Dhaka Palli Vidyut Samiti for electricity	593,600	593,600
Prepayments		
Prepayment-Insurance	189,704	123,932
	2,149,370	2,602,831
9.01 VAT current account		
Current account balance	232,247	232,247
VAT receivable	665,069	175,655
	897,316	407,902
Balance with VAT current account BDT 232,247 represents the closing balance of current account since 30 June 2019. The company has already applied to the authority to adjust the balance.		
10.00 Advance income tax		
Opening balance	118,436	65,157
Addition during the year	500,467	53,279
Closing balance	618,903	118,436
11.00 Cash and cash equivalent		
Cash at bank		
HK and Shanghai Banking Corp Ltd	24,504,440	17,870,067
Eastern Bank Limited	626,068	5,000
Total cash at bank	25,130,508	17,875,067
12.00 Share capital		
Authorized share capital		
35,000,000 ordinary shares of Taka 10 each	350,000,000	
20,000,000 ordinary shares of Taka 10 each		200,000,000
Issued, subscribed & paid up share capital		
17,979,541 ordinary shares of Taka 10 each	179,795,410	179,795,410
Shareholding position of the company is as follows:		

Agro Tech Foods Limited, India
Mr. Sanjay Srivastava



Number of Shares	Value in Taka	Value in Taka
17,979,041	179,790,410	179,790,410
500	5,000	5,000
17,979,541	179,795,410	179,795,410



Sanjay Srivastava

13.00 Share money deposits	20,000,000	-
Share money deposit has come from banking channel.		
14.00 Trade and other payable		
Accounts payable	412,048	1,243,691
Accrued Expenses (Note 14.01)	1,095,474	1,137,557
	1,507,522	2,381,247
14.01 Accrued Expenses		
Audit fees	360,000	360,000
Legal and professional fees	236,000	256,000
Withholding tax and VAT payable	78,764	231,503
Packaging Development	160,875	160,875
Security charges	40,480	38,980
Provisions for expenses	169,355	55,200
Electricity expense	50,000	35,000
	1,095,474	1,137,557
15.00 Advance from customer		
Agro Tech Foods Limited	1,606,874	-
	1,606,874	-
16.00 Provision for income tax		
Opening balance	8,657	1,649
Add: Provision made during the year	137,289	7,008
Less: Adjustment during the year	-	-
	145,946	8,657
	Amount in taka	
	2020-2021	2019-2020
17.00 Sales revenue		
Domestic sales	8,774,568	4,019,998
Export sales	10,131,569	2,988,434
	18,906,137	7,008,432
18.00 Cost of material consumed		
Opening balance		
Raw and packing material	4,995,184	2,540,714
Add: Purchases		
Purchase during the year	19,355,269	6,666,012
Less: Closing inventory		
Raw and packing material	(13,266,103)	(4,995,184)
Total	11,084,350	4,211,542
19.00 Changes in inventories of finished goods		
Opening inventory of finished goods	105,246	68,102
Less: closing inventory of finished goods	(277,695)	(105,246)
Total	(172,449)	(37,144)
20.00 Manufacturing expense		
Insurance expense	346,968	107,549
Consumable expenses	34,189	35,831
Electricity expenses	572,371	536,843
Laboratory expense	308,851	-
Manpower supply	780,138	653,146
Diesel & Fuel	81,250	26,000
	2,123,767	1,359,369
21.00 Administrative expenses		
Travelling and conveyance	35,895	49,989
Audit fees	400,000	460,000
Professional fees	1,480,558	1,584,372
License & subscription fees	66,712	97,712
Rates and taxes	51,609	55,296
Bank charges	171,501	120,648
Printing and stationery	4,123	80,207
Legal charges	6,316	11,301
Pest control expenses	166,500	250,680
Security charges	447,516	463,748
Communication expenses	54,058	64,314
General charges	-	8,920
Repair and maintenance	235,280	235,592
Meeting and conference	-	19,410
Insurance expense	436,478	487,868
	3,556,546	3,990,056



[Handwritten signature]

[Handwritten signature]



22.00 Selling and distributing expense

Advertisement Expense	-	534,985
Freight outward	83,624	73,800
C&F expenses	273,489	79,207
Promotional expense	-	5,796
	357,113	693,788

23.00 Employee benefits expense

Salary and allowances	3,658,000	3,412,000
Staff welfare	8,525	38,028
	3,666,525	3,450,028

24.00 Related party transaction

During the year the company carried out a number of transactions with related parties in the normal course of business. Names of those related parties, nature of those transactions and their total value have been set out in accordance with the provisions of IAS 24: *Related Party Disclosure*.

Name of the related party transaction	Nature of transaction	Relationship	Transaction during the year 2020-2021	
			Transaction value	Closing Balance
Agro Tech Foods Limited	Sales	Parent	10,131,569	-
Agro Tech Foods Limited	Advance against export sales	Parent	1,606,874	1,606,874
Agro Tech Foods Limited	Share Money Deposits	Parent	20,000,000	20,000,000

25.00 Financial risk management

The Board of Directors has overall responsibility for the establishment and oversight of the Company's risk management framework. The Company's risk management policies are established to identify and analyse the risks faced by the Company, to set appropriate risk limits and controls, and to monitor risks and adherence to limits. Risk management policies, procedures and systems are reviewed regularly to reflect changes in market conditions and the Company's activities.

The company has exposure to the following risks from its use of financial instruments:

- Credit risks
- Liquidity risks
- Market risk

• Credit risk

Credit risk is the risk of a financial loss to the Company if a customer or counterparty to a financial instrument fails to meet its contractual obligations, and arises principally

Management has a credit policy in place and the exposure to credit risk is monitored on an ongoing basis.

a) Exposure to credit risk

The carrying amount of financial assets represents the maximum credit exposure. The maximum exposure to credit risk at the reporting date was:

[Handwritten signature]



Particulars	As at 31 March 2021	As at 31 March 2020
Bank balances(except cash in hand)	25,130,508	17,875,067
Advances, deposits and prepayments	2,149,370	2,602,831
Account receivable	1,090,387	21,364
	28,370,265	20,499,262

• **Liquidity risk**

Liquidity risk is the risk that the Company will encounter difficulty in meeting the obligations associated with its financial liabilities. The Company's approach to managing liquidity (cash and bank balances) is to ensure, as far as possible, that it will always have sufficient liquidity to meet its liabilities when they fall due, under both normal and stressed conditions, without incurring unacceptable losses.

Typically, the Company ensures that it has sufficient cash and bank balances to meet expected operational expenses, including financial obligations through preparation of the cash flow forecast, based on time line of payment of the financial obligation and accordingly arranging for sufficient liquidity/fund to make the expected payment within due date.

In extreme stressed conditions, the Company may get support from the shareholders in the form of shareholder's loan/capital contribution.

Particulars	As at 31 March 2021	As at 31 March 2020
Trade and other payable	1,507,522	2,381,247
	1,507,522	2,381,247

• **Market risk**

Market risk is the risk that any change in market conditions, such as foreign exchange rates, interest rates and commodity prices that will affect the Company's income or the value of its holdings of financial instruments. The objective of market risk management is to manage and control market risk exposures within acceptable level.

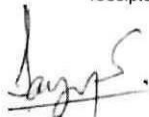
Currency risk

Transaction risk


Transaction risk arises from risk of adverse exchange rate movements occurring in the course of normal international transaction.

Interest rate risk

Interest rate risk arises from movement in interest rates. The company needs to manage interest rate risk so as to be able to repay debts as they fall due and to minimize the risks surrounding interest payments and receipts. The company bears no interest risk.


Director




Director



